



*Perry Central Community School Corporation*

*18677 Old State Road 37*

*Leopold, IN 47551*

*(812) 843-5576*

*FAX (812) 843-4746*

*Mary Roberson, Superintendent*

August 1, 2019

Dear Parents and Guardians:

In accordance with the Elementary and Secondary Education Act, Section 1111(h)(6) *PARENTS' RIGHT TO KNOW*, this is a notification from Perry Central Community School Corporation to every parent of a student in a Title I school that you have the right to request and receive information in a timely manner regarding the professional qualifications of your student's classroom teachers. This information regarding the professional qualifications of your student's classroom teachers shall include the following:

- If the teacher has met state qualification and licensing criteria for the grade level and subject areas taught;
- If the teacher is teaching under emergency or temporary status in which Indiana qualifications and licensing criteria are waived;
- The teachers baccalaureate degree major, graduate certification, and field of discipline; and
- Whether the student is provided services by paraprofessionals, and if so, their qualifications

If at any time your student has been taught for 4 or more consecutive weeks by a teacher that is not highly qualified, you will be notified by the school of this information. If you have questions or concerns, please feel free to contact Jennifer Mitchell, Perry Central Elementary Principal at 843-5122, or me at 843-5576.

Sincerely,

Tara Bishop  
Superintendent

# 2017-2018 Report Card

## B

Letter Grade

## Perry Central Com Schools Corp

Perry Central Com Schools Corp received a B as its final letter grade for school accountability.

### Overall Summary

	Points	Weight	Weighted Points
Performance Domain Grades 3-8	72.30	0.301	21.76
Performance Domain Grade 10	58.40	0.080	4.67
Growth Domain Grade 4-8	93.40	0.301	28.11
Growth Domain Grade 9-12	119.50	0.080	9.56
Multiple Measures Domain Grade 12	100.00	0.239	23.90
Overall points			88.0
Overall grade			B

## Performance Domain

### Elementary - Mathematics

70.1% of students passed the assessment.

This rate is **above** the state average.

99.6% of students participated in the assessment.

### Elementary - English/Language Arts

74.5% of students passed the assessment.

This rate is **above** the state average.

99.6% of students participated in the assessment.

### High School - Mathematics

48.8% of students passed the assessment.

This rate is **above** the state average.

100.0% of students participated in the assessment.

### High School - English/Language Arts

67.9% of students passed the assessment.

This rate is **above** the state average.

98.8% of students participated in the assessment.

# Growth Domain

A school's letter grade may increase, decrease, or remain the same based on student improvement.

## Elementary - Mathematics

92.6 points for Top 75% Growth  
89.2 points for Bottom 25% Growth  
90.9 points for Growth

## Elementary - English/Language Arts

100.5 points for Top 75% Growth  
91.1 points for Bottom 25% Growth.  
95.8 points for Growth

## High School - Mathematics

123.2 points for Top 75% Growth  
155.3 points for Bottom 25% Growth  
139.3 points for Growth  
0.3 points bonus for 10th-12th Grade Improvement  
139.6 points for Overall Growth

## High School - English/Language Arts

86.8 points for Top 75% Growth  
110.5 points for Bottom 25% Growth.  
98.7 points for Growth  
0.7 points bonus for 10th-12th Grade Improvement  
99.4 points for Overall Growth

# Multiple Measures Domain

## Graduation Rate

**96.1%** of students graduated within 4 years.  
100 points awarded for 4 year graduation rate  
98.8% of the students graduated within 5 years  
0.00 points awarded is awarded for 5 year graduation rate

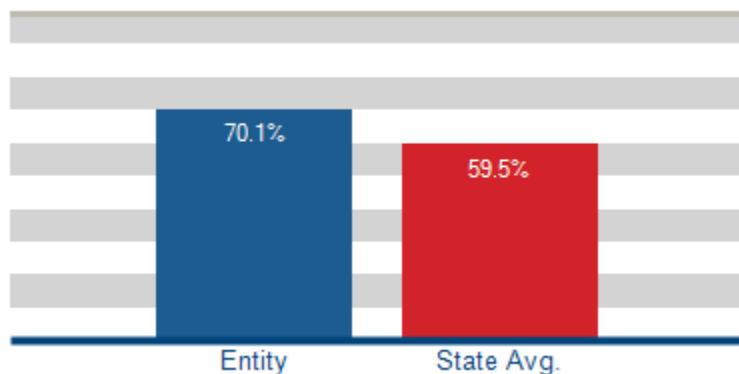
## College & Career Readiness (CCR)

**84.7%** of students achieved CCR.  
100.00 points awarded for CCR.

# Student Performance (3rd - 8th Grade)

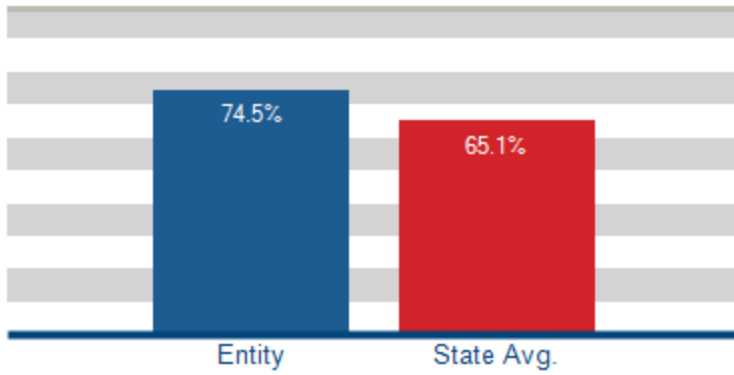
## Mathematics

Percent Passing



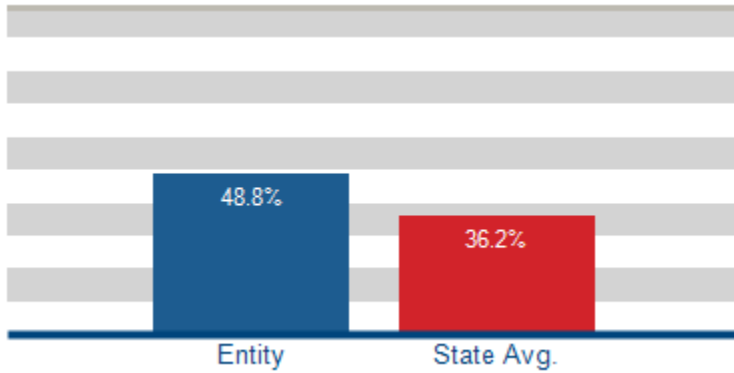
## English/Language Arts

Percent Passing

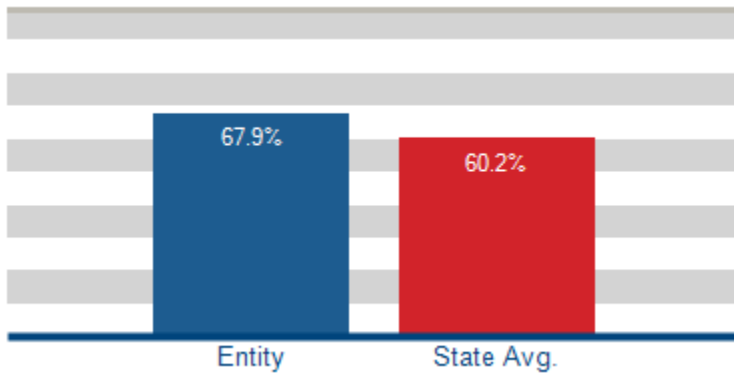


## Student Performance (9th - 12th Grade)

Algebra I End-of-Course Assessment (ECA)



English 10 End-of-Course Assessment (ECA)



## Graduation Rate College & Career Readiness

% of On-Time Graduates

% of AP, IB, Dual Credit, or Industry Certification student success

